Nestrava Labs

Science. Protection. Peace of Mind.

NESTRAVA 5-YEAR

HOME ENVIRONMENT MANAGEMENT SYSTEM

NOT A ONE-TIME TREATMENT. A LONG-TERM CONTROL SOLUTION.

1



Why did the roach product I bought work at first, but then stop working?

Ordinary roaches may be reduced quickly at first, but stronger survivors can develop resistance and reproduce a harder-to-control next generation.

2



Why didn't switching to several different roach products help?

Many products on the market use very similar formulas or similar modes of action. Different packaging does not always mean truly different control.

3



How does Nestrava help stop roaches from coming back?

Nestrava does not simply increase toxicity. It uses a long-term strategy: 5 years, 5 rotating formulas, plus an invisible residual contact barrier in hidden areas.



HOW THE SYSTEM WORKS



- 5 different bio-targeted formulas — one core formula for each year.
- Year 1 helps reduce the current population.
- Year 2 helps target survivors and variants.
- Year-by-year rotation helps interrupt resistance buildup.
- Roaches carry the treatment back into harborages, creating a chain effect.

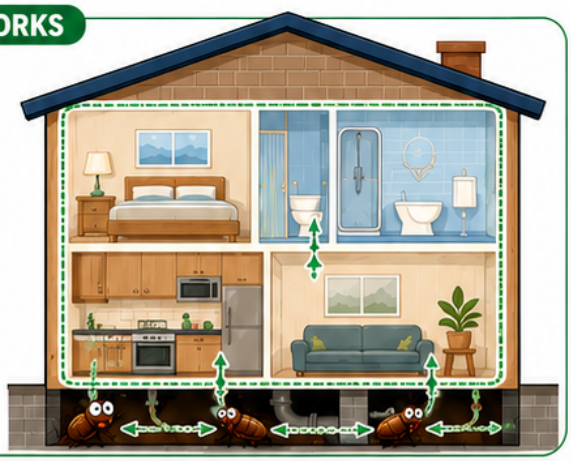

5-YEAR SYSTEM
Long-term protection you can rely on.

ROTATING FORMULAS
Year-by-year rotation to stay ahead of roaches.

INVISIBLE BARRIER
Residual contact barrier in hidden areas.

WHOLE-HOME DEFENSE
Protection for every room, every time.

Nestrava Labs
Science. Protection. Peace of Mind.

Safety, Use & Results

SIMPLE TO USE. SAFE FOR YOUR HOME. POWERFUL LONG-TERM RESULTS.

NOT A ONE-TIME TREATMENT. A LONG-TERM CONTROL SOLUTION.



4 Is it safe for homes with children and pets?

- Applies only to hidden target areas, not as a whole-home wet spray. Focus on places such as behind the range hood, wall gaps, under cabinets, inside refrigerators and washing machines.
- Uses a bio-targeted, low-toxicity formula aimed at insect-related targets and is more friendly to people, cats, and dogs.
- The residue is colorless, odorless, and non-irritating.
- Once dry, it is not sticky, does not leave white marks, and does not damage floors or furniture.
- People and pets can re-enter after drying, usually in about 10–15 minutes.



5 How do I use it? Is it complicated?

- Open one sealed yearly can, pour into the spray bottle using the included sachet, add water, and shake well.
- Spray evenly in hidden problem areas such as behind kitchen equipment, along baseboards, in corner gaps, and under sinks. No large-area wet spraying is needed.
- After spraying, ventilate and let it dry.
- The remaining yearly formulas are vacuum-sealed in industrial foil pouches and can be stored at room temperature for 6 to 8 years.
- Use the next can the following year.

6 How soon will I see results, and how long does it last?

- You may often find roach bodies within the first week.
- After about one week, live roaches are usually rarely seen.
- The invisible protective barrier continues working in hidden areas, and usually only one to two applications per year are needed.

QUICK USE SUMMARY



1. Open one yearly can.
2. Place one sachet into the spray bottle.
3. Add water and shake well.
4. Spray hidden corners, gaps, and harborages.
5. Let the treated areas dry.
6. Repeat only 1–2 times per year if needed.
7. Use the next formula the following year.

TIP: Focus on hidden areas, not open surfaces. A little goes a long way for long-term protection.

SAFER FOR HOME
Low-toxicity, non-irritating when used as directed.

HIDDEN TARGETS
Apply where roaches hide—not where people live.

YEARLY ROTATION
5 years of formulas for stronger, lasting control.

CONTINUOUS DEFENSE
Invisible barrier works around the clock in hidden areas.

5 FIVE-YEAR PROTECTION SYSTEM

FOR A CLEANER, SAFER HOME

Nestrava Labs
Science. Protection. Peace of Mind.

LONG-TERM PROTECTION & PURCHASE GUIDANCE

THE RIGHT SYSTEM FOR LASTING RESULTS AND A HEALTHIER HOME.

7 **I still see one or two dead or dying roaches months later. Has the product worn off?**



- Usually the hidden nests were already cleared within about one week.
- Later sightings are often outside invaders from drains, pipes, neighboring wall gaps, parcels, or takeout boxes.
- When they contact the residual barrier in hidden areas, they dehydrate and die before establishing a new nest.
- Seeing dead or weak roaches is evidence that the barrier is still working.
- At month 12, use the Year 2 formula to continue protection seamlessly.

HOW TO BUY

Scan to add WhatsApp for purchase method.

www.nestravalabs.com

Visit our website for more details.

SPECIAL PURCHASE NOTE

Nestrava is a professional-grade bio-targeted control system with higher research and development cost and a precise long-term positioning.

If you only see one or two roaches occasionally, or have never tried ordinary roach control products, common gel baits or traps may already solve the issue.

IN THAT CASE, THIS SYSTEM MAY NOT BE NECESSARY.

WHO IS IT FOR?

1 Homes with heavy, persistent roach activity or serious hidden nesting.



2 People who tried multiple roach products that worked at first and then failed, suggesting resistance may have developed.



3 People who want a long-term control plan and a more stable, lower-stress home environment.



OUTSIDE INVADERS CAN ENTER... BUT THE INVISIBLE BARRIER STOPS THEM



STOPS THE RETURN CYCLE
Breaks the chain by eliminating hidden nests and new arrivals.

ROTATING YEARLY FORMULAS
Year-by-year rotation helps stay ahead of roaches.

HIDDEN-AREA PROTECTION
Residual contact barrier works in cracks, gaps and dry zones.

DESIGNED FOR RECURRING INFESTATIONS
Professional-grade system built for long-term control.

STOPS THE RETURN CYCLE | ROTATING YEARLY FORMULAS | HIDDEN-AREA PROTECTION | DESIGNED FOR RECURRING INFESTATIONS